
600282

2024



南钢股份

1

<http://www.sse.com.cn>

2

3

4

5


2024
0.085

2024 12 31 6,165,091,011
524,032,735.935

2024
2023 2024 9
24 2024 616,509,101.10
2024 1,140,541,837.035 2024
50.45%

1

A			600282	/



1

460mm

3%

100mm

1300MPa

600HB

9%Ni

CMMM

1

1

1

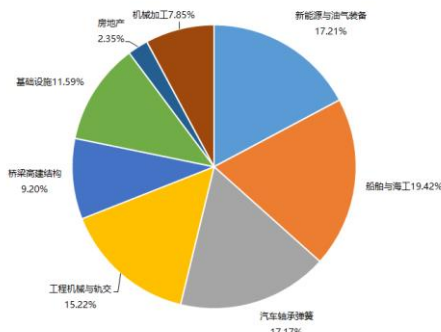
5G

2

2

7

1



下游应用行业 (领域)	2024年销量 (万吨)	2024年销量占比
新能源与油气装备	160.52	17.21%
船舶与海工	181.21	19.42%
汽车轴承弹簧	160.18	17.17%
工程机械与轨交	141.98	15.22%
桥梁基建结构	85.81	9.20%
基础设施	108.09	11.59%
房地产	21.90	2.35%
机械加工	73.23	7.85%
合计	932.93	100%

2024

1000MPa

800MPa

600MPa

HAF003

P690QL2

9%Ni

7%Ni 5.5%Ni 5%Ni 3.5%Ni

5Ni

40

30


LNG

API Q1 API

Saudi Aramco

Total Energies

					X80 Tilenga	Arctic LNG2 Marjan
/		ZULUF			API	LNG
			12			
VLGC 60-100mm	VLEC		LPG	LEG		TMCP
						100mm 5Ni 24346TEU
20000TEU						
						1800MPa-2200MPa
	1000MPa				600HB Q690D	100-180mm
240		S690QL1	CE NM450			
35		250-350km/h			CRCC	
					B318	
						Q345q-Q500q
				/		
						10.9 12.9
					12.9	



625

JIT+C2M
OEM

C2M

2

S2B2C

EBS

MRO

3

Metito

/

2023

3

Metito

/

2023

+

650

3

3.1 3

	2024	2023	(%)	2022
	69,106,873,262.66	73,176,500,757.80	-5.56	74,674,833,636.20
	26,027,803,064.82	26,542,920,821.42	-1.94	26,071,160,537.70
	61,810,635,136.13	72,542,780,596.51	-14.79	70,666,923,844.06
	2,260,763,334.01	2,125,293,958.43	6.37	2,161,466,520.30
	2,182,598,181.72	1,891,394,518.57	15.40	2,029,196,481.68
	3,220,711,999.02	2,675,162,280.49	20.39	3,752,521,255.49
%	8.59	8.12	0.47	7.94
	0.3667	0.3447	6.38	0.3512
	0.3667	0.3447	6.38	0.3512

3.2

	1-3	4-6	7-9	10-12
	16,872,433,286.28	16,806,163,081.60	15,612,491,420.23	12,519,547,348.02
	553,932,298.76	679,378,372.97	520,206,600.79	507,246,061.49
	427,313,578.20	589,417,779.85	551,523,443.30	614,343,380.37
	383,747,741.13	723,627,575.90	584,729,844.89	1,528,606,837.10

4

4.1

						62,891
						60,075
			%			
	0	3,522,419,593	57.13	0	0	
	225,490,377	225,490,377	3.66	0	0	
	0	121,167,491	1.97	0	0	
	-5,295,961	108,067,622	1.75	0	0	
	108,000,000	108,000,000	1.75	0	0	
	-78,012,984	79,447,146	1.29	0	0	
	73,111,000	73,111,000	1.19	0	0	
	41,975,060	41,975,060	0.68	0	0	
	31,990,100	38,684,000	0.63	0	0	
	37,765,751	37,765,751	0.61	0	0	

4.3

10

5

5.1

5.2

5.3

1

Morowali

PT. KinRui New Energy Technologies Indonesia

PT. KinXiang New Energy Technologies

Indonesia

260

390

260

390

1#-3#

4# 5#

6#

2024

243

44

2

2024

2025-006